

MineralTree Analytics

Payment Analytics At Your Fingertips

Providing strategic guidance for business growth, cost management, and data analytics have become a top priority for CFOs in 2021¹

Accounts Payable has a significant impact on critical parts of your business, such as cash flow, supplier relationships, and payment costs. In order to make proactive, data-driven decisions, finance leaders need visibility into AP metrics and KPIs on an ongoing basis.

Reporting on AP metrics is often a manual, cumbersome process that involves multiple spreadsheets from various sources. Instead of delivering much-needed insights, AP teams often find themselves burdened by seeking and processing their data across invoices, payments, and vendors.

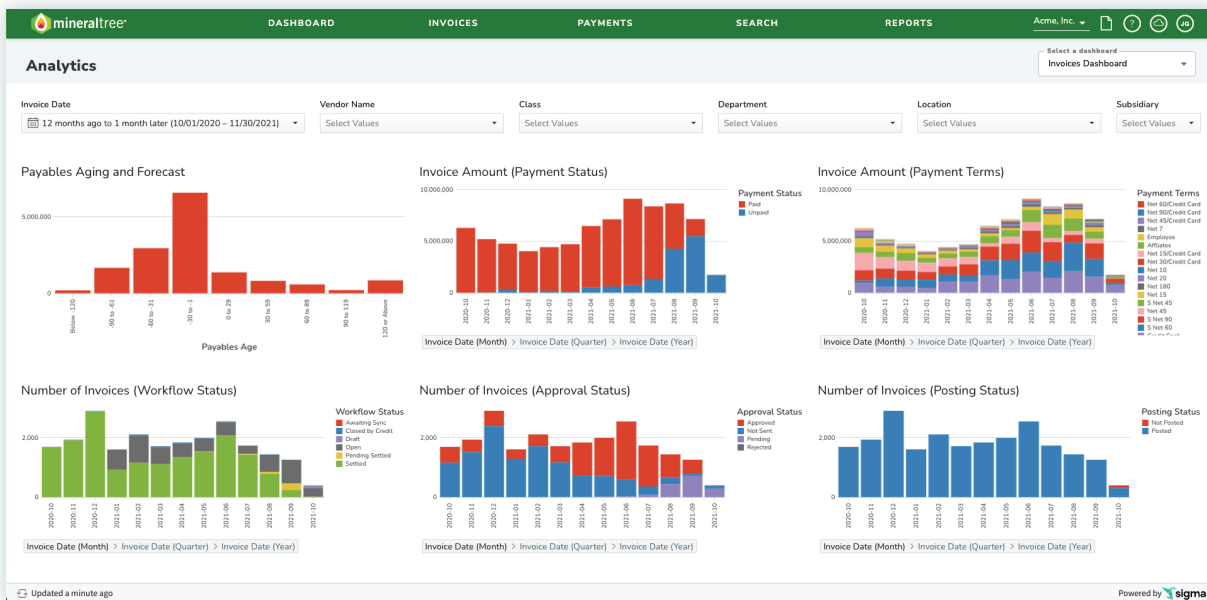
MineralTree Analytics unlocks immediate access to your AP data so you can proactively monitor metrics such as invoice aging, payment costs, or discount capture. More importantly, it gives you the insight needed in order to proactively monitor & control cash flow, supplier negotiations, payment terms, and the impact of each on your finances.



MineralTree Analytics has unlocked our AP data, so we can analyze annual spend, vendor terms, and the impact of early pay discounts on our cash flow. Supplier relationships and cash flow are both strategic priorities for us, and MineralTree Analytics helps us maintain a proactive and data-oriented approach at all times!

- Maddy McGannon, Controller

Simple
Mills®



Review your payment mix, discount capture, and rebates earned from paying with virtual cards.

1 2021 CFO Agenda: 10 Key Issues Finance Needs to Act on Now

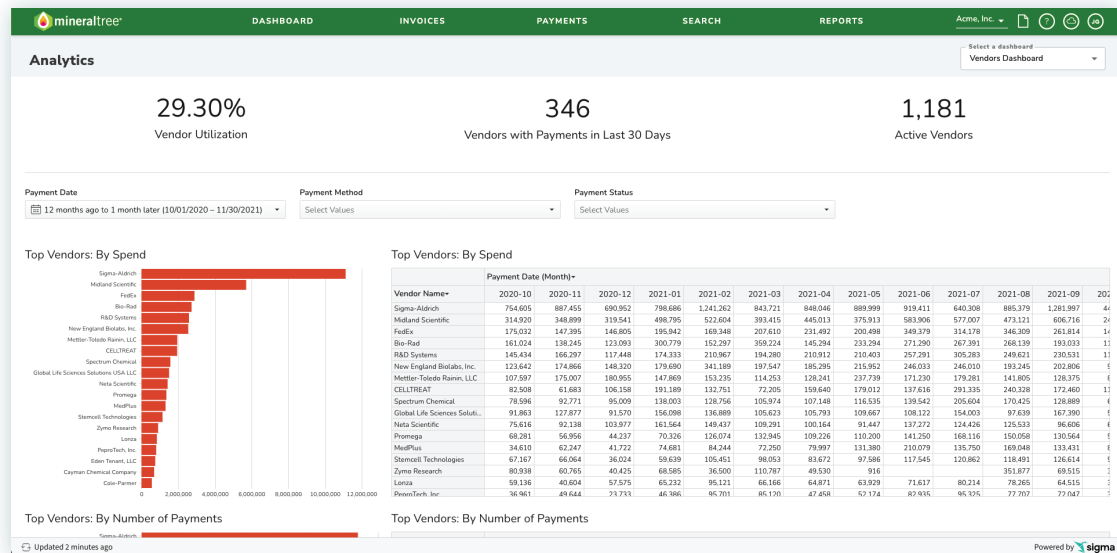
Unlock Your AP Data

Ditch the spreadsheets and automate your AP Analysis with visual dashboards for all your data across payments, invoices and vendors. View aggregate metrics such as payment costs and rebates earned, or filter by business unit, vendor, or time period as needed. With MineralTree, you spend less time seeking and crunching data, and more time reporting on the metrics that matter at your business.

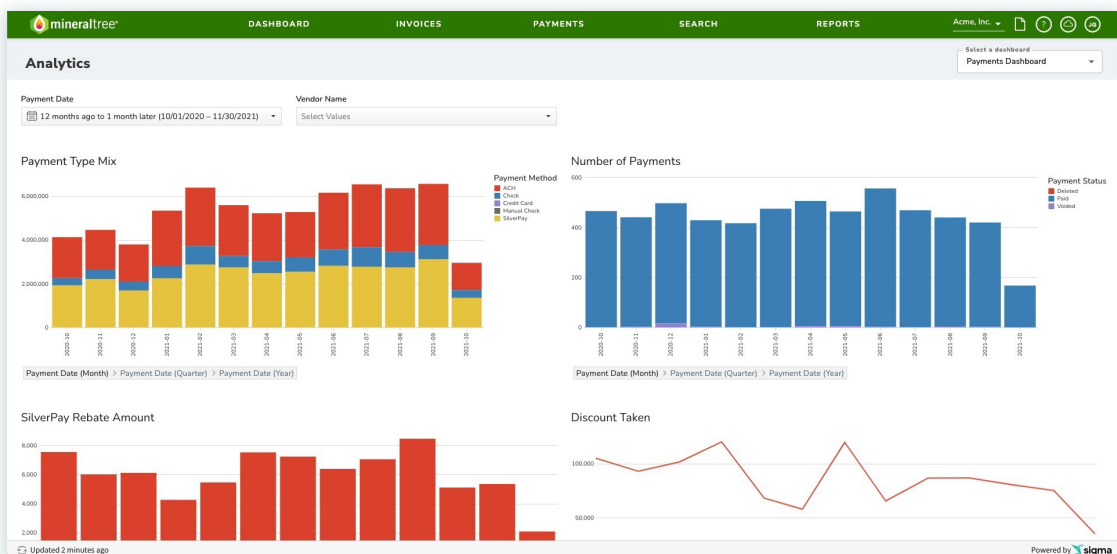
Do More With Your Data

There is no 'one size fits all' answer to AP analytics. Businesses with very specific reporting needs can leverage the rich data science infrastructure of MineralTree Analytics by downloading the underlying data tables for use in the visualization tools of their choice.

Whether you're looking for a quick snapshot of your AP performance, or a deep dive into your data, MineralTree Analytics has you covered.



Get detailed insight into supplier relationships, and the impact of individual supplier payments on your cash flow.



Unlock your AP data, and proactively monitor the metrics that impact cash flow and supplier relationships

Request a demo: <https://www.mineraltree.com/demo/>



sales@mineraltree.com

(617)299-3399

mineraltree.com